

Forms are due no later than August 19, 2019

Craig Lower/Middle School Health Forms

2019-2020

**This following only applies to students with
Food, Bee Sting allergies and Asthma.**

- Physician Cert for student to self-administer EMERGENCY medication- *This is only for student who use Epi-pens or rescue inhalers*
- Parent Guardian consent to self-administer EMERGENCY medication- *This is only for student who use Epi-pens or rescue inhalers*
- Food allergy & Anaphylaxis Emergency care plan and sign off form
- Asthma Treatment Plan form
- Bee sting allergy action plan
- Students self-administration of medication

Please make copies for your records and mail to:

Sharon Anderle

The Craig School

15 Tower Hill Road

Mountain Lakes, NJ 07046

**PHYSICIAN/PARENT CERTIFICATION FOR
STUDENT'S SELF-ADMINISTRATION OF MEDICATION**

CERTIFICATION TO BE COMPLETED BY PHYSICIAN

STUDENT NAME: _____

DIAGNOSIS: _____

NAME OF MEDICATION: _____

DOSAGE: _____

TIME AND CIRCUMSTANCES OF ADMINISTRATION: _____

POSSIBLE SIDE EFFECTS: _____

I certify that _____ has a potentially life threatening illness
(Student)
which requires the use of _____. I further certify that
(Medication)
_____ is capable and has been instructed in the proper method of
(Student)
self-administration of _____
(Medication)

Signature of Physician Date

PHYSICIAN NAME: _____ TELEPHONE #: _____

CERTIFICATION TO BE COMPLETED BY PARENT

I hereby authorize my son/daughter _____ to self-administer (Name
of Medication) _____ in accordance with special guidelines.

I acknowledge that the school shall incur no liability as a result of any injury arising from the self-
administration of medication by (student name) _____.

I shall indemnify and hold harmless the school, its employees and agents against any and all claims arising
out of the self-administration of (medication) _____ by
(student name) _____.

Parent/Guardian Signature Date

SELF-ADMINISTRATION OF MEDICATION IN SCHOOL

Under N.J.S.A. 18A:40-12.3, self-administration of medication by a pupil for asthma or other potentially
life threatening illness is allowed under guidelines established by the school and provided that the statutory
requirements set forth in this form are complied with.

Any permission for the self-administration of medication is effective for this school year only.

N.J.S.A. 18A:40-12.3 PROVIDES THAT THE SCHOOL SHALL INCUR **NO LIABILITY** AS A
RESULT OF ANY INJURY ARISING FROM THE SELF-ADMINISTRATION OF MEDICATION BY
A STUDENT.



FARE
Food Allergy Research & Education

FOOD ALLERGY & ANAPHYLAXIS EMERGENCY CARE PLAN

Name: _____ D.O.B.: _____

Allergy to: _____

Weight: _____ lbs. Asthma: Yes (higher risk for a severe reaction) No

PLACE
PICTURE
HERE

NOTE: Do not depend on antihistamines or inhalers (bronchodilators) to treat a severe reaction, USE EPINEPHRINE.

Extremely reactive to the following allergens: _____

THEREFORE:

If checked, give epinephrine immediately if the allergen was LIKELY eaten; for ANY symptoms.

If checked, give epinephrine immediately if the allergen was DEFINITELY eaten, even if no symptoms are apparent.

FOR ANY OF THE FOLLOWING: SEVERE SYMPTOMS



LUNG

Shortness of breath, wheezing, repetitive cough



HEART

Pale or bluish skin, faintness, weak pulse, dizziness



THROAT

Tight or hoarse throat, trouble breathing or swallowing



MOUTH

Significant swelling of the tongue or lips



SKIN

Many hives over body, widespread redness



GUT

Repetitive vomiting, severe diarrhea



OTHER

Feeling something bad is about to happen, anxiety, confusion

OR A
COMBINATION
of symptoms
from different
body areas.

1. **INJECT EPINEPHRINE IMMEDIATELY.**
2. **Call 911.** Tell emergency dispatcher the person is having anaphylaxis and may need epinephrine when emergency responders arrive.
 - Consider giving additional medications following epinephrine:
 - » Antihistamine
 - » Inhaler (bronchodilator) if wheezing
 - Lay the person flat, raise legs and keep warm. If breathing is difficult or they are vomiting, let them sit up or lie on their side.
 - If symptoms do not improve, or symptoms return, more doses of epinephrine can be given about 5 minutes or more after the last dose.
 - Alert emergency contacts.
 - Transport patient to ER, even if symptoms resolve. Patient should remain in ER for at least 4 hours because symptoms may return.

MILD SYMPTOMS



NOSE

Itchy or runny nose, sneezing



MOUTH

Itchy mouth



SKIN

A few hives, mild itch



GUT

Mild nausea or discomfort

FOR MILD SYMPTOMS FROM MORE THAN ONE SYSTEM AREA, GIVE EPINEPHRINE.

FOR MILD SYMPTOMS FROM A SINGLE SYSTEM AREA, FOLLOW THE DIRECTIONS BELOW:

1. Antihistamines may be given, if ordered by a healthcare provider.
2. Stay with the person; alert emergency contacts.
3. Watch closely for changes. If symptoms worsen, give epinephrine.

MEDICATIONS/DOSES

Epinephrine Brand or Generic: _____

Epinephrine Dose: 0.15 mg IM 0.3 mg IM

Antihistamine Brand or Generic: _____

Antihistamine Dose: _____

Other (e.g., Inhaler-bronchodilator if wheezing): _____

PATIENT OR PARENT/GUARDIAN AUTHORIZATION SIGNATURE _____

DATE _____

PHYSICIAN/HCP AUTHORIZATION SIGNATURE _____

DATE _____

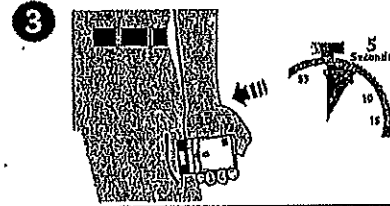


FARE
Food Allergy Research & Education

FOOD ALLERGY & ANAPHYLAXIS EMERGENCY CARE PLAN

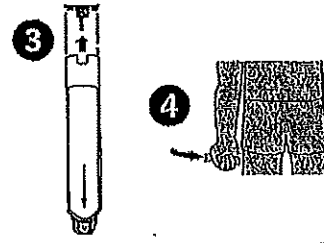
HOW TO USE AUVI-Q® (EPINEPHRINE INJECTION, USP), KALEO

1. Remove Auvi-Q from the outer case.
2. Pull off red safety guard.
3. Place black end of Auvi-Q against the middle of the outer thigh.
4. Press firmly, and hold in place for 5 seconds.
5. Call 911 and get emergency medical help right away.



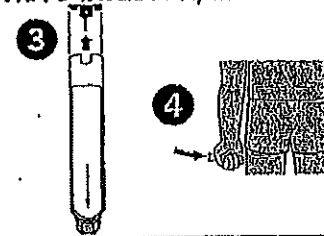
HOW TO USE EPIPEN® AND EPIPEN JR® (EPINEPHRINE) AUTO-INJECTOR, MYLAN

1. Remove the EpiPen® or EpiPen Jr® Auto-Injector from the clear carrier tube.
2. Grasp the auto-injector in your fist with the orange tip (needle end) pointing downward.
3. With your other hand, remove the blue safety release by pulling straight up.
4. Swing and push the auto-injector firmly into the middle of the outer thigh until it 'clicks'.
5. Hold firmly in place for 3 seconds (count slowly 1, 2, 3).
6. Remove and massage the injection area for 10 seconds.
7. Call 911 and get emergency medical help right away.



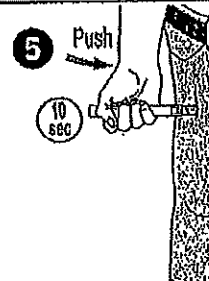
HOW TO USE EPINEPHRINE INJECTION (AUTHORIZED GENERIC OF EPIPEN®), USP AUTO-INJECTOR, MYLAN

1. Remove the epinephrine auto-injector from the clear carrier tube.
2. Grasp the auto-injector in your fist with the orange tip (needle end) pointing downward.
3. With your other hand, remove the blue safety release by pulling straight up.
4. Swing and push the auto-injector firmly into the middle of the outer thigh until it 'clicks'.
5. Hold firmly in place for 3 seconds (count slowly 1, 2, 3).
6. Remove and massage the injection area for 10 seconds.
7. Call 911 and get emergency medical help right away.



HOW TO USE IMPAX EPINEPHRINE INJECTION (AUTHORIZED GENERIC OF ADRENACLICK®), USP AUTO-INJECTOR, IMPAX LABORATORIES

1. Remove epinephrine auto-injector from its protective carrying case.
2. Pull off both blue end caps; you will now see a red tip.
3. Grasp the auto-injector in your fist with the red tip pointing downward.
4. Put the red tip against the middle of the outer thigh at a 90-degree angle, perpendicular to the thigh.
5. Press down hard and hold firmly against the thigh for approximately 10 seconds.
6. Remove and massage the area for 10 seconds.
7. Call 911 and get emergency medical help right away.



ADMINISTRATION AND SAFETY INFORMATION FOR ALL AUTO-INJECTORS:

1. Do not put your thumb, fingers or hand over the tip of the auto-injector or inject into any body part other than mid-outer thigh. In case of accidental injection, go immediately to the nearest emergency room.
2. If administering to a young child, hold their leg firmly in place before and during injection to prevent injuries.
3. Epinephrine can be injected through clothing if needed.
4. Call 911 immediately after injection.

OTHER DIRECTIONS/INFORMATION (may self-carry epinephrine, may self-administer epinephrine, etc.):

Treat the person before calling emergency contacts. The first signs of a reaction can be mild, but symptoms can worsen quickly.

EMERGENCY CONTACTS — CALL 911

RESCUE SQUAD: _____

DOCTOR: _____ PHONE: _____

PARENT/GUARDIAN: _____ PHONE: _____

OTHER EMERGENCY CONTACTS

NAME/RELATIONSHIP: _____

PHONE: _____

NAME/RELATIONSHIP: _____

PHONE: _____



**THE
CRAIG
SCHOOL**

FARE Sign off form

***To be signed by parent and physician**

In addition, please sign and return this memo along with the FARE form (which requires parent and physician signatures).

As per parent/guardian of the student listed below, I understand that if the procedures as specified in N.J.S.A. 18A:40-12.6 are followed, the district or non public school shall have no liability as a result of any injury arising from the administration of the epinephrine via a pre-filled auto-injector mechanism to the pupil and that the parents or guardians shall indemnify and hold harmless the district, non public school, and its employees or agents against any claims arising out of the administration of the epinephrine via a pre-filled auto-injector mechanism to the pupil.

Student's Name: _____ School: _____


Physician Signature: _____ Date _____ Phone: _____

Parent/Guardian Signature: _____ Date _____ Phone: _____

Thank you

Asthma Treatment Plan – Student

(This asthma action plan meets NJ Law N.J.S.A. 18A:40-12.8) (Physician's Orders)



(Please Print)

Name		Date of Birth	Effective Date
Doctor	Parent/Guardian (if applicable)		Emergency Contact
Phone	Phone	Phone	

HEALTHY (Green Zone) IIII ➔



You have **all** of these:

- Breathing is good
- No cough or wheeze
- Sleep through the night
- Can work, exercise, and play

And/or Peak flow above _____

Take daily control medicine(s). Some inhalers may be more effective with a "spacer" – use if directed.

MEDICINE	HOW MUCH to take and HOW OFTEN to take it
<input type="checkbox"/> Advair® HFA <input type="checkbox"/> 45, <input type="checkbox"/> 115, <input type="checkbox"/> 230	2 puffs twice a day
<input type="checkbox"/> Aerospir™	<input type="checkbox"/> 1, <input type="checkbox"/> 2 puffs twice a day
<input type="checkbox"/> Alvesco® <input type="checkbox"/> 80, <input type="checkbox"/> 160	<input type="checkbox"/> 1, <input type="checkbox"/> 2 puffs twice a day
<input type="checkbox"/> Dulera® <input type="checkbox"/> 100, <input type="checkbox"/> 200	2 puffs twice a day
<input type="checkbox"/> Flovent® <input type="checkbox"/> 44, <input type="checkbox"/> 110, <input type="checkbox"/> 220	2 puffs twice a day
<input type="checkbox"/> Qvar® <input type="checkbox"/> 40, <input type="checkbox"/> 80	<input type="checkbox"/> 1, <input type="checkbox"/> 2 puffs twice a day
<input type="checkbox"/> Symbicort® <input type="checkbox"/> 80, <input type="checkbox"/> 160	<input type="checkbox"/> 1, <input type="checkbox"/> 2 puffs twice a day
<input type="checkbox"/> Advair Diskus® <input type="checkbox"/> 100, <input type="checkbox"/> 250, <input type="checkbox"/> 500	1 inhalation twice a day
<input type="checkbox"/> Asmanex® Twisthaler® <input type="checkbox"/> 110, <input type="checkbox"/> 220	<input type="checkbox"/> 1, <input type="checkbox"/> 2 inhalations <input type="checkbox"/> once or <input type="checkbox"/> twice a day
<input type="checkbox"/> Flovent® Diskus® <input type="checkbox"/> 50 <input type="checkbox"/> 100 <input type="checkbox"/> 250	1 inhalation twice a day
<input type="checkbox"/> Pulmicort Flexhaler® <input type="checkbox"/> 90, <input type="checkbox"/> 180	<input type="checkbox"/> 1, <input type="checkbox"/> 2 inhalations <input type="checkbox"/> once or <input type="checkbox"/> twice a day
<input type="checkbox"/> Pulmicort Respules® (Budesonide) <input type="checkbox"/> 0.25, <input type="checkbox"/> 0.5, <input type="checkbox"/> 1.0	1 unit nebulized <input type="checkbox"/> once or <input type="checkbox"/> twice a day
<input type="checkbox"/> Singulair® (Montelukast) <input type="checkbox"/> 4, <input type="checkbox"/> 5, <input type="checkbox"/> 10 mg	1 tablet daily
<input type="checkbox"/> Other	
<input type="checkbox"/> None	

Remember to rinse your mouth after taking inhaled medicine.

If exercise triggers your asthma, take _____ puff(s) _____ minutes before exercise.

Triggers

Check all items that trigger patient's asthma:

- Colds/flu
- Exercise
- Allergens
 - Dust Mites, dust, stuffed animals, carpet
 - Pollen - trees, grass, weeds
 - Mold
 - Pets - animal dander
 - Pests - rodents, cockroaches
- Odors (Irritants)
 - Cigarette smoke & second hand smoke
 - Perfumes, cleaning products, scented products
 - Smoke from burning wood, inside or outside
- Weather
 - Sudden temperature change
 - Extreme weather - hot and cold
 - Ozone alert days
- Foods:
 - _____
 - _____
 - _____
 - _____
- Other:
 - _____
 - _____
 - _____
 - _____

CAUTION (Yellow Zone) IIII ➔



You have **any** of these:

- Cough
- Mild wheeze
- Tight chest
- Coughing at night
- Other: _____

If quick-relief medicine does not help within 15-20 minutes or has been used more than 2 times and symptoms persist, call your doctor or go to the emergency room.

And/or Peak flow from _____ to _____

Continue daily control medicine(s) and ADD quick-relief medicine(s).

MEDICINE	HOW MUCH to take and HOW OFTEN to take it
<input type="checkbox"/> Albuterol MDI (Pro-air® or Proventil® or Ventolin®)	2 puffs every 4 hours as needed
<input type="checkbox"/> Xopenex®	2 puffs every 4 hours as needed
<input type="checkbox"/> Albuterol <input type="checkbox"/> 1.25, <input type="checkbox"/> 2.5 mg	1 unit nebulized every 4 hours as needed
<input type="checkbox"/> Duoneb®	1 unit nebulized every 4 hours as needed
<input type="checkbox"/> Xopenex® (Levalbuterol) <input type="checkbox"/> 0.31, <input type="checkbox"/> 0.63, <input type="checkbox"/> 1.25 mg	1 unit nebulized every 4 hours as needed
<input type="checkbox"/> Combivent Respimat®	1 inhalation 4 times a day
<input type="checkbox"/> Increase the dose of, or add:	
<input type="checkbox"/> Other	

*** If quick-relief medicine is needed more than 2 times a week, except before exercise, then call your doctor.**

EMERGENCY (Red Zone) IIII ➔



Your asthma is getting worse fast:

- Quick-relief medicine did not help within 15-20 minutes
- Breathing is hard or fast
- Nose opens wide • Ribs show
- Trouble walking and talking
- Lips blue • Fingernails blue
- Other: _____

And/or Peak flow below _____

Take these medicines NOW and CALL 911. Asthma can be a life-threatening illness. Do not wait!

MEDICINE	HOW MUCH to take and HOW OFTEN to take it
<input type="checkbox"/> Albuterol MDI (Pro-air® or Proventil® or Ventolin®)	4 puffs every 20 minutes
<input type="checkbox"/> Xopenex®	4 puffs every 20 minutes
<input type="checkbox"/> Albuterol <input type="checkbox"/> 1.25, <input type="checkbox"/> 2.5 mg	1 unit nebulized every 20 minutes
<input type="checkbox"/> Duoneb®	1 unit nebulized every 20 minutes
<input type="checkbox"/> Xopenex® (Levalbuterol) <input type="checkbox"/> 0.31, <input type="checkbox"/> 0.63, <input type="checkbox"/> 1.25 mg	1 unit nebulized every 20 minutes
<input type="checkbox"/> Combivent Respimat®	1 inhalation 4 times a day
<input type="checkbox"/> Other	

This asthma treatment plan is meant to assist, not replace, the clinical decision-making required to meet individual patient needs.

Disclaimer: This asthma action plan is intended to be used in conjunction with the patient's physician's orders. It is not intended to be used as a substitute for medical advice from a healthcare provider. The American Lung Association is not responsible for any adverse effects or outcomes resulting from the use of this asthma action plan. The American Lung Association is a 501(c)(3) nonprofit organization. For more information, visit www.alung.org. Revised August 2014. Permission to reproduce blank form • www.pacnj.org

Permission to Self-administer Medication:

This student is capable and has been instructed in the proper method of self-administering of the non-nebulized inhaled medications named above in accordance with NJ Law.

This student is **not** approved to self-medicate.

PHYSICIAN/APN/PA SIGNATURE _____ DATE _____


Physician's Orders

PARENT/GUARDIAN SIGNATURE _____

PHYSICIAN STAMP _____

Make a copy for parent and for physician file, send original to school nurse or child care provider.

Asthma Treatment Plan – Student Parent Instructions



The **PACNJ Asthma Treatment Plan** is designed to help everyone understand the steps necessary for the individual student to achieve the goal of controlled asthma.

- Parents/Guardians:** Before taking this form to your Health Care Provider, complete the top left section with:
 - Child's name
 - Child's date of birth
 - Child's doctor's name & phone number
 - An Emergency Contact person's name & phone number
 - Parent/Guardian's name & phone number
- Your Health Care Provider will** complete the following areas:
 - The effective date of this plan
 - The medicine information for the Healthy, Caution and Emergency sections
 - Your Health Care Provider will check the box next to the medication and check how much and how often to take it
 - Your Health Care Provider may check **"OTHER"** and:
 - ❖ Write in asthma medications not listed on the form
 - ❖ Write in additional medications that will control your asthma
 - ❖ Write in generic medications in place of the name brand on the form
 - Together you and your Health Care Provider will decide what asthma treatment is best for your child to follow
- Parents/Guardians & Health Care Providers together** will discuss and then complete the following areas:
 - Child's peak flow range in the Healthy, Caution and Emergency sections on the left side of the form
 - Child's asthma triggers on the right side of the form
 - Permission to Self-administer Medication section at the bottom of the form: Discuss your child's ability to self-administer the inhaled medications, check the appropriate box, and then both you and your Health Care Provider must sign and date the form
- Parents/Guardians:** After completing the form with your Health Care Provider:
 - Make copies of the Asthma Treatment Plan and give the signed original to your child's school nurse or child care provider
 - Keep a copy easily available at home to help manage your child's asthma
 - Give copies of the Asthma Treatment Plan to everyone who provides care for your child, for example: babysitters, before/after school program staff, coaches, scout leaders

PARENT AUTHORIZATION

I hereby give permission for my child to receive medication at school as prescribed in the Asthma Treatment Plan. Medication must be provided in its original prescription container properly labeled by a pharmacist or physician. I also give permission for the release and exchange of information between the school nurse and my child's health care provider concerning my child's health and medications. In addition, I understand that this information will be shared with school staff on a need to know basis.

Parent/Guardian Signature

Phone

Date

FILL OUT THE SECTION BELOW ONLY IF YOUR HEALTH CARE PROVIDER CHECKED PERMISSION FOR YOUR CHILD TO SELF-ADMINISTER ASTHMA MEDICATION ON THE FRONT OF THIS FORM.


RECOMMENDATIONS ARE EFFECTIVE FOR ONE (1) SCHOOL YEAR ONLY AND MUST BE RENEWED ANNUALLY

- I do request that my child be **ALLOWED** to carry the following medication _____ for self-administration in school pursuant to N.J.A.C.:6A:16-2.3. I give permission for my child to self-administer medication, as prescribed in this Asthma Treatment Plan for the current school year as I consider him/her to be responsible and capable of transporting, storing and self-administration of the medication. Medication must be kept in its original prescription container. I understand that the school district, agents and its employees shall incur no liability as a result of any condition or injury arising from the self-administration by the student of the medication prescribed on this form. I indemnify and hold harmless the School District, its agents and employees against any claims arising out of self-administration or lack of administration of this medication by the student.
- I **DO NOT** request that my child self-administer his/her asthma medication.

Parent/Guardian Signature


Phone

Date



Emergency Care Plan

Sample



BEE STING ALLERGY

Student: _____ Grade: _____ School Contact: _____ DOB: _____

Asthmatic: Yes No (increased risk for severe reaction) Severity of reaction(s): _____

Mother: _____ MHome #: _____ MWork #: _____ MCell #: _____


Father: _____ FHome #: _____ FWork #: _____ FCell #: _____

Emergency Contact: _____ Relationship: _____ Phone: _____

SYMPTOMS OF AN ALLERGIC REACTION MAY INCLUDE ANY/ALL OF THESE:

- **MOUTH** Itching & swelling of lips, tongue or mouth
- **THROAT** Itching, tightness in throat, hoarseness, cough
- **SKIN** Hives, itchy rash, swelling of face and extremities
- **STOMACH** Nausea, abdominal cramps, vomiting, diarrhea
- **LUNG** Shortness of breath, repetitive cough, wheezing
- **HEART** "Thready pulse", "passing out"

The severity of symptoms can change quickly – it is important that treatment is give immediately.



STAFF MEMBERS INSTRUCTED:

Administration

Classroom Teacher(s)

Support Staff

Special Area Teacher(s)

Transportation Staff

TREATMENT: Remove stinger if visible, apply ice to area. Rinse contact area with water.

Treatment should be initiated with symptoms without waiting for symptoms

Benadryl ordered: Yes No Give _____ Benadryl per provider's orders

Call school nurse. Call parent/guardian if off school grounds.

Epinephrine ordered: Yes No Special instructions: _____

IF ANY SYMPTOMS BEYOND REDNESS OR SWELLING AT THE SITE OF THE STING ARE PRESENT AND EPINEPHRINE IS ORDERED, GIVE EPINEPHRINE IMMEDIATELY AND CALL 911.

Preferred Hospital if transported: _____

Epinephrine provides a 20 minute response window. After epinephrine, a student may feel dizzy or have an increased heart rate. This is a normal response. Students receiving epinephrine should be transported to the hospital by ambulance. A staff member should accompany the student to the emergency room if the parent, guardian or emergency contact is not present and adequate supervision for other students is present.

Transportation Plan: Medication available on bus Medication NOT available on bus Does not ride bus

Special instructions: _____

Healthcare Provider: _____ Phone: _____

Written by: _____ Date: _____

Copy provided to Parent

Copy sent to Healthcare Provider

Parent/Guardian Signature to share this plan with Provider and School Staff: _____

This plan is in effect for the current school year and summer school as needed.

Revised 1/08