



**THE
CRAIG
SCHOOL**
HIGH SCHOOL

24 Changebridge Road • Montville, NJ 07045 • 973-334-1234 • www.craigschool.org

Craig High HEALTH FORMS for the School Year 2023-2024

Please fill out and sign all appropriate health and information forms. They should be mailed to Craig High School or scanned/emailed to our School Nurse, Mrs. Deborah Mershimer at DMershimer@craigschool.org Send only the signed pages.

- Emergency Information
- Authorization to Admin Med by School Nurse
- Health History Update Questionnaire
- Parent Consent for Student Self-Admin for Emergency Medications
- Physician Certification for Student Self-Admin for Emergency Medications
- Permission to Share Medical Information
- Physical Eval HISTORY FORM
- Physical Eval SUPPLEMENTAL HISTORY FORM
- Physical Eval PHYSICAL EXAM FORM
- Physical Eval CLEARANCE FORM
- Asthma Treatment Plan
 - Parent Instructions
- Concussion Policy Acknowledgement Form (2 pages)
- Food Allergy and Anaphylaxis Emergency Care Plan (FARE-3 pages)
- Sudden Cardiac Deaths in Athletes (2 pages)
- Allergy Action Plan (Bee Stings)
- Opioid Use and Misuse
 - Fact Sheets (2 pages)
 - Parent-Student Sign-Off (1 page)



THE CRAIG SCHOOL

HIGH SCHOOL

24 Changebridge Road • Montville, NJ 07045 • 973-334-1234 • www.craigschool.org

EMERGENCY INFORMATION

Student's Name: _____ Student's age: _____ Student's grade: _____

Mother: _____ Father: _____

Mother Home Address: _____

Street City State Zip

Father Home Address: _____

Street City State Zip

Home Phone: () _____ Fax: () _____

Mother's work phone: () _____ Father's work phone: () _____

Mother's cell phone: () _____ Father's cell phone: () _____

Parent E-Mail Address: _____

Contact person (if parent unavailable): _____ Relationship to student: _____

Contact's Address: _____ Phone: () _____

2nd Contact : _____ Phone: () _____

Doctor's Name: _____ Phone: () _____

Doctor's address: _____

Hospital affiliation: _____ Address: _____

List any and all prescription medication you give your child including dosage and time:

Allergies: _____

Other relevant information in case of emergency (e.g., past medical history):

Date of most recent physical exam _____

****If any information changes during the school year or summer program, please call the office or send a note.**

In case of medical emergency I will be called. In the event that a parent or guardian cannot be reached, I agree that The Craig School staff will make any medical decision deemed necessary. I agree to assume the financial responsibility for such treatment.

Signature of Parent/Guardian

Print Name

Date

NOTE: THIS FORM MUST BE COMPLETED FOR ALL STUDENTS AND RETURNED BEFORE THE FIRST DAY OF SCHOOL



THE CRAIG SCHOOL

AUTHORIZATION TO ADMINISTER MEDICATIONS BY THE SCHOOL NURSE

New Jersey law requires a physician's written order and parent/guardian authorization for administration of any medication, prescription or over the counter. In order to administer any prescription medication to your child, The Craig School must have:

- a. Written authorization from the prescribing physician indicating the medication dosage and time of administration.
- b. Written authorization from the parent to administer medication

All medications must come to school in a clearly marked pharmacy container with the prescription label for your child. Unlabeled or incorrectly labeled containers and/or loose pills will be returned to the parent.

Any change in prescription during the school year or during the summer program must be accompanied by signed authorization from both parent and physician.

NAME OF STUDENT: _____

GRADE: _____ DATE OF BIRTH: _____

The following prescription/non-prescription medication(s) may be administered for the current school year (non-prescription may include e.g. Tylenol, Advil, Lozenges, Pepto-Bismol)

Medications:

Dosage(s): _____
Time(s): _____
Reason for Medication: _____

Medications:

Dosage(s): _____
Time(s): _____
Reason for Medication: _____

PRN Medication _____ Dosage _____

Physician Signature

Physician Name (Please Print)

Date

AUTHORIZATION OF PARENT/GUARDIAN
FOR THE SCHOOL NURSE TO ADMINISTER THE ABOVE MEDICATION(S)

I hereby authorize that the school nurse give my child the medication ordered by his/her physician.

Parent/Guardian Signature

Parent/Guardian Name (Please Print)

Date

DOES NOT APPLY

**New Jersey Department of Education
Health History Update Questionnaire**

Name of School: _____

To participate on a school-sponsored interscholastic or intramural athletic team or squad, each student whose physical examination was completed more than 90 days prior to the first day of official practice shall provide a health history update questionnaire completed and signed by the student's parent or guardian.

Student: _____ Age: _____ Grade: _____

Date of Last Physical Examination: _____ Sport: _____

Since the last pre-participation physical examination, has your son/daughter:

1. Been medically advised not to participate in a sport? Yes No

If yes, describe in detail:

2. Sustained a concussion, been unconscious or lost memory from a blow to the head? Yes No

If yes, explain in detail:

3. Broken a bone or sprained/strained/dislocated any muscle or joints? Yes No

If yes, describe in detail:

4. Fainted or "blacked out?" Yes No

If yes, was this during or immediately after exercise?

5. Experienced chest pains, shortness of breath or "racing heart?" Yes No

If yes, explain

6. Has there been a recent history of fatigue and unusual tiredness? Yes No

7. Been hospitalized or had to go to the emergency room? Yes No

If yes, explain in detail

8. Since the last physical examination, has there been a sudden death in the family or has any member of the family under age 50 had a heart attack or "heart trouble?" Yes No

9. Started or stopped taking any over-the-counter or prescribed medications? Yes No

10. Been diagnosed with Coronavirus (COVID-19)? Yes No

If diagnosed with Coronavirus (COVID-19), was your son/daughter symptomatic? Yes No

If diagnosed with Coronavirus (COVID-19), was your son/daughter hospitalized? Yes No

11. Has any member of the student-athlete's household been diagnosed with Coronavirus (COVID-19)? Yes No

Date: _____ Signature of parent/guardian: _____



**THE
CRAIG
SCHOOL**
HIGH SCHOOL

24 Changebridge Road • Montville, NJ 07045 • 973-334-1234 • www.craigschool.org

**PARENT/GUARDIAN CONSENT FOR STUDENT TO
SELF-ADMINISTER EMERGENCY MEDICATION**

I hereby authorize my son/daughter _____
(Student's Name)

to self administer _____
(Medication)

in accordance with special guidelines.

I acknowledge that the school shall incur no liability as a result of any inquiry arising from the self-administration of medication by _____
(Student's Name)

I shall indemnify and hold harmless the school, its employees and agents against any and all claims arising out of the self administration of _____
(Medication)
by _____
(Student's Name)

DOES NOT APPLY

I do not give permission for this student to receive Over-The Counter medications

Signature of Parent/Guardian: _____

Date: _____

SELF-ADMINISTRATION OF MEDICATION IN SCHOOL

Under N.J.S.A. 18A:40-12.3, self administration of medication by a pupil for asthma or other potentially life threatening illnesses is allowed under guidelines established by the school and provided that the statutory requirements set forth in this form are complied with.

Any permission for the self-administration of medication is effective for the current school year only.

N.J.S.A. 18A:40-12.3 PROVIDES THAT THE SCHOOL SHALL INCUR NO LIABILITY AS A RESULT OF ANY INJURY ARISING FROM THE SELF-ADMINISTRATION OF MEDICATION BY A STUDENT.



**THE
CRAIG
SCHOOL**
HIGH SCHOOL

24 Changebridge Road • Montville, NJ 07045 • 973-334-1234 • www.craigschool.org

**PHYSICIAN CERTIFICATION FOR STUDENT TO
SELF-ADMINISTER EMERGENCY MEDICATION**

CERTIFICATION TO BE COMPLETED BY THE PHYSICIAN

STUDENT: _____ **GRADE:** _____

DIAGNOSIS: _____

NAME OF MEDICATION: _____

DOSAGE: _____

TIME AND CIRCUMSTANCES OF ADMINISTRATION: _____

POSSIBLE SIDE EFFECTS: _____

I certify that _____ has a potentially life threatening illness which
(Student's Name)

requires the use of _____.
(Medication)

I further certify that _____ is capable and has been instructed in
(Student's Name)

the proper method of self-administration of _____.
(Medication)

Physician Signature

Physician Name (Please Print)

Date

Physician's Telephone Number: _____

DOES NOT APPLY

SELF-ADMINISTRATION OF MEDICATION IN SCHOOL

Under N.J.S.A. 18A:40-12.3, self administration of medication by a pupil for asthma or other potentially life threatening illnesses is allowed under guidelines established by the school and provided that he statutory requirements set forth in this form are complied with.

Any permission for the self-administration of medication is effective for the current school year only. N.J.S.A. 18A:40-12.3 PROVIDES THAT THE SCHOOL SHALL INCUR NO LIABILITY AS A RESULT OF ANY INJURY ARISING FROM THE SELF-ADMINISTRATION OF MEDICATION BY A STUDENT.



THE CRAIG SCHOOL

HIGH SCHOOL

24 Changebridge Road • Montville, NJ 07045 • 973-334-1234 • www.craigschool.org

PERMISSION TO SHARE MEDICAL INFORMATION

Everyday each student is in contact with a variety of teachers and other staff members. In order to be sure that your child's needs are being met it is sometimes important to share medical information about him or her with these staff members. This sharing also helps us to collaborate effectively with the health care professionals who are working with your child. The kinds of information shared may include: known allergies, special diet or food restrictions, a history of seizures, and medications that are taken routinely. It is especially important that faculty members are aware when there has been a change in medication so that they can share with you and your child's physician any observed changes in behavior.

We are asking your permission to share these kinds of information as we deem necessary. Information may be shared either orally or in writing with those who will be working with your child. Any information that you do not wish to be shared will, of course, be kept confidential. The nurses, the Division Directors or I will be glad to answer any questions you may have about these procedures.

Child's Name _____

_____ I give permission for medical information about my child to be shared with appropriate staff members with the exceptions listed below:

_____ I ask that no medical information about my child be shared with staff members.

Parent/Guardian Signature

Date

ATTENTION PARENT/GUARDIAN: The preparticipation physical examination (page 3) must be completed by a health care provider who has completed the Student-Athlete Cardiac Assessment Professional Development Module.

PREPARTICIPATION PHYSICAL EVALUATION HISTORY FORM

(Note: This form is to be filled out by the patient and parent prior to seeing the physician. The physician should keep a copy of this form in the chart.)

Date of Exam _____

Name _____ Date of birth _____

Sex _____ Age _____ Grade _____ School _____ Sport(s) _____

Medicines and Allergies: Please list all of the prescription and over-the-counter medicines and supplements (herbal and nutritional) that you are currently taking

Do you have any allergies? Yes No If yes, please identify specific allergy below.

Medicines Pollens Food Stinging Insects

Explain "Yes" answers below. Circle questions you don't know the answers to.

GENERAL QUESTIONS	Yes	No
1. Has a doctor ever denied or restricted your participation in sports for any reason?		
2. Do you have any ongoing medical conditions? If so, please identify below: <input type="checkbox"/> Asthma <input type="checkbox"/> Anemia <input type="checkbox"/> Diabetes <input type="checkbox"/> Infections Other: _____		
3. Have you ever spent the night in the hospital?		
4. Have you ever had surgery?		
HEART HEALTH QUESTIONS ABOUT YOU	Yes	No
5. Have you ever passed out or nearly passed out DURING or AFTER exercise?		
6. Have you ever had discomfort, pain, tightness, or pressure in your chest during exercise?		
7. Does your heart ever race or skip beats (irregular beats) during exercise?		
8. Has a doctor ever told you that you have any heart problems? If so, check all that apply: <input type="checkbox"/> High blood pressure <input type="checkbox"/> A heart murmur <input type="checkbox"/> High cholesterol <input type="checkbox"/> A heart infection <input type="checkbox"/> Kawasaki disease Other: _____		
9. Has a doctor ever ordered a test for your heart? (For example, ECG/EKG, echocardiogram)		
10. Do you get lightheaded or feel more short of breath than expected during exercise?		
11. Have you ever had an unexplained seizure?		
12. Do you get more tired or short of breath more quickly than your friends during exercise?		
HEART HEALTH QUESTIONS ABOUT YOUR FAMILY	Yes	No
13. Has any family member or relative died of heart problems or had an unexpected or unexplained sudden death before age 50 (including drowning, unexplained car accident, or sudden infant death syndrome)?		
14. Does anyone in your family have hypertrophic cardiomyopathy, Marfan syndrome, arrhythmogenic right ventricular cardiomyopathy, long QT syndrome, short QT syndrome, Brugada syndrome, or catecholaminergic polymorphic ventricular tachycardia?		
15. Does anyone in your family have a heart problem, pacemaker, or implanted defibrillator?		
16. Has anyone in your family had unexplained fainting, unexplained seizures, or near drowning?		
BONE AND JOINT QUESTIONS	Yes	No
17. Have you ever had an injury to a bone, muscle, ligament, or tendon that caused you to miss a practice or a game?		
18. Have you ever had any broken or fractured bones or dislocated joints?		
19. Have you ever had an injury that required x-rays, MRI, CT scan, injections, therapy, a brace, a cast, or crutches?		
20. Have you ever had a stress fracture?		
21. Have you ever been told that you have or have you had an x-ray for neck instability or atlantoaxial instability? (Down syndrome or dwarfism)		
22. Do you regularly use a brace, orthotics, or other assistive device?		
23. Do you have a bone, muscle, or joint injury that bothers you?		
24. Do any of your joints become painful, swollen, feel warm, or look red?		
25. Do you have any history of juvenile arthritis or connective tissue disease?		

MEDICAL QUESTIONS	Yes	No
26. Do you cough, wheeze, or have difficulty breathing during or after exercise?		
27. Have you ever used an inhaler or taken asthma medicine?		
28. Is there anyone in your family who has asthma?		
29. Were you born without or are you missing a kidney, an eye, a testicle (males), your spleen, or any other organ?		
30. Do you have groin pain or a painful bulge or hernia in the groin area?		
31. Have you had infectious mononucleosis (mono) within the last month?		
32. Do you have any rashes, pressure sores, or other skin problems?		
33. Have you had a herpes or MRSA skin infection?		
34. Have you ever had a head injury or concussion?		
35. Have you ever had a hit or blow to the head that caused confusion, prolonged headache, or memory problems?		
36. Do you have a history of seizure disorder?		
37. Do you have headaches with exercise?		
38. Have you ever had numbness, tingling, or weakness in your arms or legs after being hit or falling?		
39. Have you ever been unable to move your arms or legs after being hit or falling?		
40. Have you ever become ill while exercising in the heat?		
41. Do you get frequent muscle cramps when exercising?		
42. Do you or someone in your family have sickle cell trait or disease?		
43. Have you had any problems with your eyes or vision?		
44. Have you had any eye injuries?		
45. Do you wear glasses or contact lenses?		
46. Do you wear protective eyewear, such as goggles or a face shield?		
47. Do you worry about your weight?		
48. Are you trying to or has anyone recommended that you gain or lose weight?		
49. Are you on a special diet or do you avoid certain types of foods?		
50. Have you ever had an eating disorder?		
51. Do you have any concerns that you would like to discuss with a doctor?		
FEMALES ONLY		
52. Have you ever had a menstrual period?		
53. How old were you when you had your first menstrual period?		
54. How many periods have you had in the last 12 months?		

Explain "yes" answers here

I hereby state that, to the best of my knowledge, my answers to the above questions are complete and correct.

Signature of athlete _____ Signature of parent/guardian _____ Date _____

PREPARTICIPATION PHYSICAL EVALUATION THE ATHLETE WITH SPECIAL NEEDS: SUPPLEMENTAL HISTORY FORM

Date of Exam _____

Name _____ Date of birth _____

Sex _____ Age _____ Grade _____ School _____ Sport(s) _____

1. Type of disability		
2. Date of disability		
3. Classification (if available)		
4. Cause of disability (birth, disease, accident/trauma, other)		
5. List the sports you are interested in playing		
	Yes	No
6. Do you regularly use a brace, assistive device, or prosthetic?		
7. Do you use any special brace or assistive device for sports?		
8. Do you have any rashes, pressure sores, or any other skin problems?		
9. Do you have a hearing loss? Do you use a hearing aid?		
10. Do you have a visual impairment?		
11. Do you use any special devices for bowel or bladder function?		
12. Do you have burning or discomfort when urinating?		
13. Have you had autonomic dysreflexia?		
14. Have you ever been diagnosed with a heat-related (hyperthermia) or cold-related (hypothermia) illness?		
15. Do you have muscle spasticity?		
16. Do you have frequent seizures that cannot be controlled by medication?		

Explain "yes" answers here

Please indicate if you have ever had any of the following.

	Yes	No
Atlantoaxial instability		
X-ray evaluation for atlantoaxial instability		
Dislocated joints (more than one)		
Easy bleeding		
Enlarged spleen		
Hepatitis		
Osteopenia or osteoporosis		
Difficulty controlling bowel		
Difficulty controlling bladder		
Numbness or tingling in arms or hands		
Numbness or tingling in legs or feet		
Weakness in arms or hands		
Weakness in legs or feet		
Recent change in coordination		
Recent change in ability to walk		
Spina bifida		
Latex allergy		

Explain "yes" answers here

I hereby state that, to the best of my knowledge, my answers to the above questions are complete and correct.

Signature of athlete _____ Signature of parent/guardian _____ Date _____

NOTE: The preparticipation physical examination must be conducted by a health care provider who 1) is a licensed physician, advanced practice nurse, or physician assistant; and 2) completed the Student-Athlete Cardiac Assessment Professional Development Module.

PREPARTICIPATION PHYSICAL EVALUATION PHYSICAL EXAMINATION FORM

Name _____ Date of birth _____

PHYSICIAN REMINDERS

- Consider additional questions on more sensitive issues
 - Do you feel stressed out or under a lot of pressure?
 - Do you ever feel sad, hopeless, depressed, or anxious?
 - Do you feel safe at your home or residence?
 - Have you ever tried cigarettes, chewing tobacco, snuff, or dip?
 - During the past 30 days, did you use chewing tobacco, snuff, or dip?
 - Do you drink alcohol or use any other drugs?
 - Have you ever taken anabolic steroids or used any other performance supplement?
 - Have you ever taken any supplements to help you gain or lose weight or improve your performance?
 - Do you wear a seat belt, use a helmet, and use condoms?
- Consider reviewing questions on cardiovascular symptoms (questions 5–14).

EXAMINATION			
Height	Weight	<input type="checkbox"/> Male <input type="checkbox"/> Female	
BP / (/)	Pulse	Vision R 20/	L 20/ Corrected <input type="checkbox"/> Y <input type="checkbox"/> N
MEDICAL	NORMAL	ABNORMAL FINDINGS	
Appearance • Marfan stigmata (kyphoscoliosis, high-arched palate, pectus excavatum, arachnodactyly, arm span > height, hyperlaxity, myopia, MVP, aortic insufficiency)			
Eyes/ears/nose/throat • Pupils equal • Hearing			
Lymph nodes			
Heart ^a • Murmurs (auscultation standing, supine, +/- Valsalva) • Location of point of maximal impulse (PMI)			
Pulses • Simultaneous femoral and radial pulses			
Lungs			
Abdomen			
Genitourinary (males only) ^b			
Skin • HSV, lesions suggestive of MRSA, tinea corporis			
Neurologic ^c			
MUSCULOSKELETAL			
Neck			
Back			
Shoulder/arm			
Elbow/forearm			
Wrist/hand/fingers			
Hip/thigh			
Knee			
Leg/ankle			
Foot/toes			
Functional • Duck-walk, single leg hop			

^aConsider ECG, echocardiogram, and referral to cardiology for abnormal cardiac history or exam.
^bConsider GU exam if in private setting. Having third party present is recommended.
^cConsider cognitive evaluation or baseline neuropsychiatric testing if a history of significant concussion.

- Cleared for all sports without restriction
- Cleared for all sports without restriction with recommendations for further evaluation or treatment for _____

- Not cleared
- Pending further evaluation
 - For any sports
 - For certain sports _____
- Reason _____

Recommendations _____

I have examined the above-named student and completed the preparticipation physical evaluation. The athlete does not present apparent clinical contraindications to practice and participate in the sport(s) as outlined above. A copy of the physical exam is on record in my office and can be made available to the school at the request of the parents. If conditions arise after the athlete has been cleared for participation, a physician may rescind the clearance until the problem is resolved and the potential consequences are completely explained to the athlete (and parents/guardians).

Name of physician, advanced practice nurse (APN), physician assistant (PA) (print/type) _____ Date of exam _____
 Address _____ Phone _____
 Signature of physician, APN, PA _____

■ PREPARTICIPATION PHYSICAL EVALUATION CLEARANCE FORM

Name _____ Sex M F Age _____ Date of birth _____

Cleared for all sports without restriction
 Cleared for all sports without restriction with recommendations for further evaluation or treatment for _____

Not cleared
 Pending further evaluation
 For any sports
 For certain sports _____

Reason _____

Recommendations _____

EMERGENCY INFORMATION

Allergies _____

Other information _____

HCP OFFICE STAMP

SCHOOL PHYSICIAN:

Reviewed on _____
 (Date)

Approved _____ Not Approved _____

Signature: _____

I have examined the above-named student and completed the preparticipation physical evaluation. The athlete does not present apparent clinical contraindications to practice and participate in the sport(s) as outlined above. A copy of the physical exam is on record in my office and can be made available to the school at the request of the parents. If conditions arise after the athlete has been cleared for participation, the physician may rescind the clearance until the problem is resolved and the potential consequences are completely explained to the athlete (and parents/guardians).

Name of physician, advanced practice nurse (APN), physician assistant (PA) _____ Date _____

Address _____ Phone _____


Signature of physician, APN, PA _____

Completed Cardiac Assessment Professional Development Module

Date _____ Signature _____

Asthma Treatment Plan – Student

(This asthma action plan meets NJ Law N.J.S.A. 18A:40-12.8) (Physician's Orders)



(Please Print)

Name		Date of Birth	Effective Date
Doctor		Parent/Guardian (if applicable)	Emergency Contact
Phone		Phone	Phone

HEALTHY (Green Zone)



You have **all** of these:

- Breathing is good
- No cough or wheeze
- Sleep through the night
- Can work, exercise, and play

And/or Peak flow above _____

Take daily control medicine(s). Some inhalers may be more effective with a "spacer" – use if directed.

MEDICINE	HOW MUCH to take and HOW OFTEN to take it
<input type="checkbox"/> Advair® HFA <input type="checkbox"/> 45, <input type="checkbox"/> 115, <input type="checkbox"/> 230	2 puffs twice a day
<input type="checkbox"/> Aerospir™	<input type="checkbox"/> 1, <input type="checkbox"/> 2 puffs twice a day
<input type="checkbox"/> Alvesco® <input type="checkbox"/> 80, <input type="checkbox"/> 160	<input type="checkbox"/> 1, <input type="checkbox"/> 2 puffs twice a day
<input type="checkbox"/> Dulera® <input type="checkbox"/> 100, <input type="checkbox"/> 200	2 puffs twice a day
<input type="checkbox"/> Flovent® <input type="checkbox"/> 44, <input type="checkbox"/> 110, <input type="checkbox"/> 220	2 puffs twice a day
<input type="checkbox"/> Qvar® <input type="checkbox"/> 40, <input type="checkbox"/> 80	<input type="checkbox"/> 1, <input type="checkbox"/> 2 puffs twice a day
<input type="checkbox"/> Symbicort® <input type="checkbox"/> 80, <input type="checkbox"/> 160	<input type="checkbox"/> 1, <input type="checkbox"/> 2 puffs twice a day
<input type="checkbox"/> Advair Diskus® <input type="checkbox"/> 100, <input type="checkbox"/> 250, <input type="checkbox"/> 500	1 inhalation twice a day
<input type="checkbox"/> Asmanex® Twisthaler® <input type="checkbox"/> 110, <input type="checkbox"/> 220	<input type="checkbox"/> 1, <input type="checkbox"/> 2 inhalations <input type="checkbox"/> once or <input type="checkbox"/> twice a day
<input type="checkbox"/> Flovent® Diskus® <input type="checkbox"/> 50 <input type="checkbox"/> 100 <input type="checkbox"/> 250	1 inhalation twice a day
<input type="checkbox"/> Pulmicort Flexhaler® <input type="checkbox"/> 90, <input type="checkbox"/> 180	<input type="checkbox"/> 1, <input type="checkbox"/> 2 inhalations <input type="checkbox"/> once or <input type="checkbox"/> twice a day
<input type="checkbox"/> Pulmicort Respules® (Budesonide) <input type="checkbox"/> 0.25, <input type="checkbox"/> 0.5, <input type="checkbox"/> 1.0	1 unit nebulized <input type="checkbox"/> once or <input type="checkbox"/> twice a day
<input type="checkbox"/> Singulair® (Montelukast) <input type="checkbox"/> 4, <input type="checkbox"/> 5, <input type="checkbox"/> 10 mg	1 tablet daily
<input type="checkbox"/> Other	
<input type="checkbox"/> None	

Remember to rinse your mouth after taking inhaled medicine.

If exercise triggers your asthma, take _____ puff(s) _____ minutes before exercise.

CAUTION (Yellow Zone)



You have **any** of these:

- Cough
- Mild wheeze
- Tight chest
- Coughing at night
- Other: _____

If quick-relief medicine does not help within 15-20 minutes or has been used more than 2 times and symptoms persist, call your doctor or go to the emergency room.

And/or Peak flow from _____ to _____

Continue daily control medicine(s) and ADD quick-relief medicine(s).

MEDICINE	HOW MUCH to take and HOW OFTEN to take it
<input type="checkbox"/> Albuterol MDI (Pro-air® or Proventil® or Ventolin®)	2 puffs every 4 hours as needed
<input type="checkbox"/> Xopenex®	2 puffs every 4 hours as needed
<input type="checkbox"/> Albuterol <input type="checkbox"/> 1.25, <input type="checkbox"/> 2.5 mg	1 unit nebulized every 4 hours as needed
<input type="checkbox"/> Duoneb®	1 unit nebulized every 4 hours as needed
<input type="checkbox"/> Xopenex® (Levalbuterol) <input type="checkbox"/> 0.31, <input type="checkbox"/> 0.63, <input type="checkbox"/> 1.25 mg	1 unit nebulized every 4 hours as needed
<input type="checkbox"/> Combivent Respimat®	1 inhalation 4 times a day
<input type="checkbox"/> Increase the dose of, or add:	
<input type="checkbox"/> Other	

If quick-relief medicine is needed more than 2 times a week, except before exercise, then call your doctor.

EMERGENCY (Red Zone)



Your asthma is getting worse fast:

- Quick-relief medicine did not help within 15-20 minutes
- Breathing is hard or fast
- Nose opens wide • Ribs show
- Trouble walking and talking
- Lips blue • Fingernails blue
- Other: _____

And/or Peak flow below _____

Take these medicines NOW and CALL 911. Asthma can be a life-threatening illness. Do not wait!

MEDICINE	HOW MUCH to take and HOW OFTEN to take it
<input type="checkbox"/> Albuterol MDI (Pro-air® or Proventil® or Ventolin®)	4 puffs every 20 minutes
<input type="checkbox"/> Xopenex®	4 puffs every 20 minutes
<input type="checkbox"/> Albuterol <input type="checkbox"/> 1.25, <input type="checkbox"/> 2.5 mg	1 unit nebulized every 20 minutes
<input type="checkbox"/> Duoneb®	1 unit nebulized every 20 minutes
<input type="checkbox"/> Xopenex® (Levalbuterol) <input type="checkbox"/> 0.31, <input type="checkbox"/> 0.63, <input type="checkbox"/> 1.25 mg	1 unit nebulized every 20 minutes
<input type="checkbox"/> Combivent Respimat®	1 inhalation 4 times a day
<input type="checkbox"/> Other	

Triggers

Check all items that trigger patient's asthma:

- Colds/flu
- Exercise
- Allergens
 - Dust Mites, dust, stuffed animals, carpet
 - Pollen - trees, grass, weeds
 - Mold
 - Pets - animal dander
 - Pests - rodents, cockroaches
- Odors (Irritants)
 - Cigarette smoke & second hand smoke
 - Perfumes, cleaning products, scented products
 - Smoke from burning wood, inside or outside
- Weather
 - Sudden temperature change
 - Extreme weather - hot and cold
 - Ozone alert days
- Foods:
 - _____
 - _____
 - _____
- Other:
 - _____
 - _____
 - _____

This asthma treatment plan is meant to assist, not replace, the clinical decision-making required to meet individual patient needs.

Disclaimer: The use of this WebSite/Printed Asthma Treatment Plan and its content is at your own risk. The content is provided as "as is" basis. The American Lung Association of the Pediatric/Adult Asthma Coalition of New Jersey and all affiliates disclaim all warranties, express or implied, including but not limited to the implied warranty of merchantability and fitness for a particular purpose. ALAA-AAC is not responsible for any damages, including personal injury, property damage, or consequential damages, personal injury or property damage, that may result from the use of this WebSite/Printed Asthma Treatment Plan. The American Lung Association of the Pediatric/Adult Asthma Coalition of New Jersey is not responsible for any damages, including personal injury or property damage, that may result from the use of this WebSite/Printed Asthma Treatment Plan. The American Lung Association of the Pediatric/Adult Asthma Coalition of New Jersey is not responsible for any damages, including personal injury or property damage, that may result from the use of this WebSite/Printed Asthma Treatment Plan. The American Lung Association of the Pediatric/Adult Asthma Coalition of New Jersey is not responsible for any damages, including personal injury or property damage, that may result from the use of this WebSite/Printed Asthma Treatment Plan.

Permission to Self-administer Medication:

- This student is capable and has been instructed in the proper method of self-administering of the non-nebulized inhaled medications named above in accordance with NJ Law.
- This student is not approved to self-medicate.

PHYSICIAN/APN/PA SIGNATURE _____ DATE _____


Physician's Orders

PARENT/GUARDIAN SIGNATURE _____

PHYSICIAN STAMP

Make a copy for parent and for physician file, send original to school nurse or child care provider.

Asthma Treatment Plan – Student Parent Instructions



The **PACNJ Asthma Treatment Plan** is designed to help everyone understand the steps necessary for the individual student to achieve the goal of controlled asthma.

1. Parents/Guardians: Before taking this form to your Health Care Provider, complete the top left section with:

- Child's name
- Child's doctor's name & phone number
- Parent/Guardian's name & phone number
- Child's date of birth
- An Emergency Contact person's name & phone number

2. Your Health Care Provider will complete the following areas:

- The effective date of this plan
- The medicine information for the Healthy, Caution and Emergency sections
- Your Health Care Provider will check the box next to the medication and check how much and how often to take it
- Your Health Care Provider may check **"OTHER"** and:
 - ❖ Write in asthma medications not listed on the form
 - ❖ Write in additional medications that will control your asthma
 - ❖ Write in generic medications in place of the name brand on the form
- Together you and your Health Care Provider will decide what asthma treatment is best for your child to follow

3. Parents/Guardians & Health Care Providers together will discuss and then complete the following areas:

- Child's peak flow range in the Healthy, Caution and Emergency sections on the left side of the form
- Child's asthma triggers on the right side of the form
- Permission to Self-administer Medication section at the bottom of the form: Discuss your child's ability to self-administer the inhaled medications, check the appropriate box, and then both you and your Health Care Provider must sign and date the form

4. Parents/Guardians: After completing the form with your Health Care Provider:

- Make copies of the Asthma Treatment Plan and give the signed original to your child's school nurse or child care provider
- Keep a copy easily available at home to help manage your child's asthma
- Give copies of the Asthma Treatment Plan to everyone who provides care for your child, for example: babysitters, before/after school program staff, coaches, scout leaders

PARENT AUTHORIZATION

I hereby give permission for my child to receive medication at school as prescribed in the Asthma Treatment Plan. Medication must be provided in its original prescription container properly labeled by a pharmacist or physician. I also give permission for the release and exchange of information between the school nurse and my child's health care provider concerning my child's health and medications. In addition, I understand that this information will be shared with school staff on a need to know basis.

Parent/Guardian Signature

Phone

Date

FILL OUT THE SECTION BELOW ONLY IF YOUR HEALTH CARE PROVIDER CHECKED PERMISSION FOR YOUR CHILD TO SELF-ADMINISTER ASTHMA MEDICATION ON THE FRONT OF THIS FORM.

RECOMMENDATIONS ARE EFFECTIVE FOR ONE (1) SCHOOL YEAR ONLY AND MUST BE RENEWED ANNUALLY

- I do request that my child be **ALLOWED** to carry the following medication _____ for self-administration in school pursuant to N.J.A.C.:6A:16-2.3. I give permission for my child to self-administer medication, as prescribed in this Asthma Treatment Plan for the current school year as I consider him/her to be responsible and capable of transporting, storing and self-administration of the medication. Medication must be kept in its original prescription container. I understand that the school district, agents and its employees shall incur no liability as a result of any condition or injury arising from the self-administration by the student of the medication prescribed on this form. I indemnify and hold harmless the School District, its agents and employees against any claims arising out of self-administration or lack of administration of this medication by the student.
- I **DO NOT** request that my child self-administer his/her asthma medication.

Parent/Guardian Signature

Phone

Date



1161 Route 130, P.O. Box 487, Robbinsville, NJ 08691 609-259-2776 609-259-3047-Fax

NJSIAA PARENT/GUARDIAN CONCUSSION POLICY ACKNOWLEDGMENT FORM

In order to help protect the student athletes of New Jersey, the NJSIAA has mandated that all athletes, parents/guardians and coaches follow the NJSIAA Concussion Policy.

A concussion is a brain injury and all brain injuries are serious. They may be caused by a bump, blow, or jolt to the head, or by a blow to another part of the body with the force transmitted to the head. They can range from mild to severe and can disrupt the way the brain normally works. Even though most concussions are mild, **all concussions are potentially serious and may result in complications including prolonged brain damage and death if not recognized and managed properly.** In other words, even a "ding" or a bump on the head can be serious. You can't see a concussion and most sports concussions occur without loss of consciousness. Signs and symptoms of concussion may show up right after the injury or can take hours or days to fully appear. If your child/player reports any symptoms of concussion, or if you notice the symptoms or signs of concussion yourself, seek medical attention right away.

Symptoms may include one or more of the following:

1. Headache.
2. Nausea/vomiting.
3. Balance problems or dizziness.
4. Double vision or changes in vision.
5. Sensitivity to light or sound/noise.
6. Feeling of sluggishness or foggy.
7. Difficulty with concentration, short-term memory, and/or confusion.
8. Irritability or agitation.
9. Depression or anxiety.
10. Sleep disturbance.

Signs observed by teammates, parents and coaches include:

1. Appears dazed, stunned, or disoriented.
2. Forgets plays or demonstrates short-term memory difficulties (e.g. is unsure of the game, score, or opponent)
3. Exhibits difficulties with balance or coordination.
4. Answers questions slowly or inaccurately.
5. Loses consciousness.
6. Demonstrates behavior or personality changes.
7. Is unable to recall events prior to or after the hit.

What can happen if my child/player keeps on playing with a concussion or returns too soon?

Athletes with the signs and symptoms of concussion should be removed from play immediately. Continuing to play with the signs and symptoms of a concussion leaves the young athlete especially vulnerable to greater injury. There is an increased risk of significant damage from a concussion for a period of time after that concussion occurs, particularly if the athlete suffers another concussion before completely recovering from the first one. This can lead to prolonged recovery, or even to severe brain swelling (second impact syndrome) with devastating and even fatal consequences. It is well known that adolescent or teenage athletes will often under report symptoms of injuries. And concussions are no different. As a result, education of administrators, coaches, parents and students is the key for student-athlete's safety.

If you think your child/player has suffered a concussion

Any athlete even suspected of suffering a concussion should be removed from the game or practice immediately. No athlete may return to activity after an apparent head injury or concussion, regardless of how mild it seems or how quickly symptoms clear. Close observation of the athlete should continue for several hours.

An athlete who is suspected of sustaining a concussion or head injury in a practice or game shall be removed from competition at that time and may not return to play until the athlete is evaluated by a medical doctor or doctor of Osteopathy, trained in the evaluation and management of concussion and received written clearance to return to play from that health care provider.

You should also inform you child's Coach, Athletic Trainer (ATC), and/or Athletic Director, if you think that your child/player may have a concussion. And when it doubt, the athlete sits out.

For current and up-to-date information on concussions you can go to:

<http://www.cdc.gov/ConcussionInYouthSports/>

www.nfhslearn.com

_____ Signature of Student-Athlete	_____ Print Student-Athlete's Name	_____ Date
_____ Signature of Parent/Guardian	_____ Print Parent/Guardian's Name	_____ Date

Please keep this form on file at the school. Do not return to the NJSIAA. Thank you.

**PLACE
PICTURE
HERE**

Name: _____ D.O.B.: _____

Allergy to: _____

Weight: _____ lbs. Asthma: Yes (higher risk for a severe reaction) No

NOTE: Do not depend on antihistamines or inhalers (bronchodilators) to treat a severe reaction. USE EPINEPHRINE.

Extremely reactive to the following allergens: _____

THEREFORE:

If checked, give epinephrine immediately if the allergen was **LIKELY** eaten, for **ANY** symptoms.

If checked, give epinephrine immediately if the allergen was **DEFINITELY** eaten, even if no symptoms are apparent.

FOR ANY OF THE FOLLOWING:
SEVERE SYMPTOMS



LUNG

Shortness of breath, wheezing, repetitive cough



HEART

Pale or bluish skin, faintness, weak pulse, dizziness



THROAT

Tight or hoarse throat, trouble breathing or swallowing



MOUTH

Significant swelling of the tongue or lips



SKIN

Many hives over body, widespread redness



GUT

Repetitive vomiting, severe diarrhea



OTHER

Feeling something bad is about to happen, anxiety, confusion

OR A COMBINATION of symptoms from different body areas.



1. **INJECT EPINEPHRINE IMMEDIATELY.**
2. **Call 911.** Tell emergency dispatcher the person is having anaphylaxis and may need epinephrine when emergency responders arrive.
 - Consider giving additional medications following epinephrine:
 - » Antihistamine
 - » Inhaler (bronchodilator) if wheezing
 - Lay the person flat, raise legs and keep warm. If breathing is difficult or they are vomiting, let them sit up or lie on their side.
 - If symptoms do not improve, or symptoms return, more doses of epinephrine can be given about 5 minutes or more after the last dose.
 - Alert emergency contacts.
 - Transport patient to ER, even if symptoms resolve. Patient should remain in ER for at least 4 hours because symptoms may return.

MILD SYMPTOMS



NOSE

Itchy or runny nose, sneezing



MOUTH

Itchy mouth



SKIN

A few hives, mild itch



GUT

Mild nausea or discomfort

FOR MILD SYMPTOMS FROM MORE THAN ONE SYSTEM AREA, GIVE EPINEPHRINE.

FOR MILD SYMPTOMS FROM A SINGLE SYSTEM AREA, FOLLOW THE DIRECTIONS BELOW:

1. Antihistamines may be given, if ordered by a healthcare provider.
2. Stay with the person; alert emergency contacts.
3. Watch closely for changes. If symptoms worsen, give epinephrine.

MEDICATIONS/DOSES

Epinephrine Brand or Generic: _____

Epinephrine Dose: 0.15 mg IM 0.3 mg IM

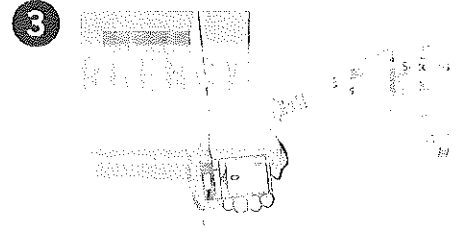
Antihistamine Brand or Generic: _____

Antihistamine Dose: _____

Other (e.g., inhaler-bronchodilator if wheezing): _____

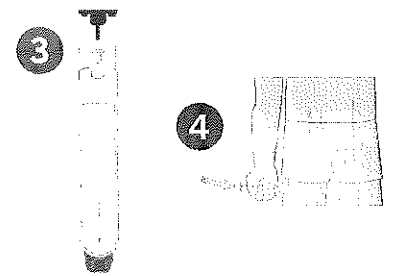
HOW TO USE AUVI-Q® (EPINEPHRINE INJECTION, USP), KALEO

1. Remove Auvi-Q from the outer case.
2. Pull off red safety guard.
3. Place black end of Auvi-Q against the middle of the outer thigh.
4. Press firmly, and hold in place for 5 seconds.
5. Call 911 and get emergency medical help right away.




HOW TO USE EPIPEN® AND EPIPEN JR® (EPINEPHRINE) AUTO-INJECTOR, MYLAN

1. Remove the EpiPen® or EpiPen Jr® Auto-Injector from the clear carrier tube.
2. Grasp the auto-injector in your fist with the orange tip (needle end) pointing downward.
3. With your other hand, remove the blue safety release by pulling straight up.
4. Swing and push the auto-injector firmly into the middle of the outer thigh until it 'clicks'.
5. Hold firmly in place for 3 seconds (count slowly 1, 2, 3).
6. Remove and massage the injection area for 10 seconds.
7. Call 911 and get emergency medical help right away.




HOW TO USE EPINEPHRINE INJECTION (AUTHORIZED GENERIC OF EPIPEN®), USP AUTO-INJECTOR, MYLAN

1. Remove the epinephrine auto-injector from the clear carrier tube.
2. Grasp the auto-injector in your fist with the orange tip (needle end) pointing downward.
3. With your other hand, remove the blue safety release by pulling straight up.
4. Swing and push the auto-injector firmly into the middle of the outer thigh until it 'clicks'.
5. Hold firmly in place for 3 seconds (count slowly 1, 2, 3).
6. Remove and massage the injection area for 10 seconds.
7. Call 911 and get emergency medical help right away.



HOW TO USE IMPAX EPINEPHRINE INJECTION (AUTHORIZED GENERIC OF ADRENALCLICK®), USP AUTO-INJECTOR, IMPAX LABORATORIES

1. Remove epinephrine auto-injector from its protective carrying case.
2. Pull off both blue end caps: you will now see a red tip.
3. Grasp the auto-injector in your fist with the red tip pointing downward.
4. Put the red tip against the middle of the outer thigh at a 90-degree angle, perpendicular to the thigh.
5. Press down hard and hold firmly against the thigh for approximately 10 seconds.
6. Remove and massage the area for 10 seconds.
7. Call 911 and get emergency medical help right away.



ADMINISTRATION AND SAFETY INFORMATION FOR ALL AUTO-INJECTORS:

1. Do not put your thumb, fingers or hand over the tip of the auto-injector or inject into any body part other than mid-outer thigh. In case of accidental injection, go immediately to the nearest emergency room.
2. If administering to a young child, hold their leg firmly in place before and during injection to prevent injuries.
3. Epinephrine can be injected through clothing if needed.
4. Call 911 immediately after injection.

OTHER DIRECTIONS/INFORMATION (may self-carry epinephrine, may self-administer epinephrine, etc.):

Treat the person before calling emergency contacts. The first signs of a reaction can be mild, but symptoms can worsen quickly.

EMERGENCY CONTACTS — CALL 911

RESCUE SQUAD: _____

DOCTOR: _____ PHONE: _____

PARENT/GUARDIAN: _____ PHONE: _____

OTHER EMERGENCY CONTACTS

NAME/RELATIONSHIP: _____

PHONE: _____

NAME/RELATIONSHIP: _____

PHONE: _____



**THE
CRAIG
SCHOOL**
HIGH SCHOOL

24 Changebridge Road • Montville, NJ 07045 • 973-334-1234 • www.craigschool.org

FARE Parent Acknowledgement

***To be signed by parent and physician**

In addition, please sign and return this form along with the FARE form (which requires parent and physician signatures).

As per parent/guardian of the student listed below, I understand that if the procedures as specified in N.J.S.A.18A:40-12.6 are followed, the non- public school shall have no liability as a result of any injury arising from the administration of the epinephrine via a pre-filled auto-injector' mechanism to the pupil and that the parents or guardians shall indemnify and hold harmless the non-public school, and the employees or agents against any claims arising but of the administration of the epinephrine via a pre-filled auto-injector mechanism to the pupil.

Student's Name _____ School: _____

Physician Signature: _____ Phone: _____

Date: _____

Parent/Guardian Signature: _____ Phone: _____

Date: _____

Thank you.

Website Resources

- Sudden Death in Athletes at www.suddendeathathletes.org
- Hypertrophic Cardiomyopathy Association www.hfcm.org
- American Heart Association www.heart.org

Collaborating Agencies:

American Academy of Pediatrics
New Jersey Chapter
3836 Quakerbridge Road, Suite 108
Hamilton, NJ 08619
(p) 609-842-0014
(f) 609-842-0015
www.aapnl.org



American Heart Association
1 Union Street, Suite 301
Robbinsville, NJ, 08691
(p) 609-208-0020
www.heart.org



New Jersey Department of Education
PO Box 500
Trenton, NJ 08625-0500
(p) 609-292-4469
www.state.nj.us/education/



New Jersey Department of Health
and Senior Services
P. O. Box 360
Trenton, NJ 08625-0360
(p) 609-292-7837
www.state.nj.us/health



Lead Author: American Academy of Pediatrics, New Jersey Chapter
Written by: Initial draft by Susirna Raman Hebbur, MD & Stephen G. Rice, MD PhD

Revisions by: Zvi Marans, MD, Steven Ritz, MD, Perry Weinstein, MD, Louis Teichholz, MD, Jeffrey Rosenbery, MD, Sarah Kleinman MPH, CHES, Susan Martz, EdM.

Additional Reviewers: NJ Department of Education, NJ Department of Health and Senior Services, American Heart Association/New Jersey Chapter, NJ Academy of Family Practice, Pediatric Cardiologists, New Jersey State School Nurses Association

Final editing: Stephen G. Rice, MD, PhD - January 2011

Sudden Cardiac Death in Young Athletes



The Basic Facts on Sudden Cardiac Death in Young Athletes

American Academy of Pediatrics
DEDICATED TO THE HEALTH OF ALL CHILDREN™



New Jersey Chapter

American Heart Association
Learn and Live



SUDDEN CARDIAC DEATH IN YOUNG ATHLETES

Sudden death in young athletes between the ages of 10 and 19 is very rare. What, if anything, can be done to prevent this kind of tragedy?

What is sudden cardiac death in the young athlete?

Sudden cardiac death is the result of an unexpected failure of proper heart function, usually (about 60% of the time) during or immediately after exercise *without* trauma. Since the heart stops pumping adequately, the athlete quickly collapses, loses consciousness, and ultimately dies unless normal heart rhythm is restored using an automated external defibrillator (AED).

How common is sudden death in young athletes?

Sudden cardiac death in young athletes is very rare. About 100 such deaths are reported in the United States per year. The chance of sudden death occurring to any individual high school athlete is about one in 200,000 per year.

Sudden cardiac death is more common: in males than in females; in football and basketball than in other sports; and in African-Americans than in other races and ethnic groups.

What are the most common causes?

Research suggests that the main cause is a loss of proper heart rhythm, causing the heart to quiver instead of pumping

blood to the brain and body. This is called *ventricular fibrillation* (*ven-TRICK-you-lar fib-roo-LAY-shun*). The problem is usually caused by one of several cardiovascular abnormalities and electrical diseases of the heart that go unnoticed in healthy-appearing athletes.

The most common cause of sudden death in an athlete is *hypertrophic cardiomyopathy* (*hi-per-TRO-fic CAR-dee-oh-my-OP-a-thee*) also called HCM. HCM is a disease of the heart, with abnormal thickening of the heart muscle, which can cause serious heart rhythm problems and blockages to blood flow. This genetic disease runs in families and usually develops gradually over many years.

The second most likely cause is *coronary (con-JEN-ri-al)* (i.e., present from birth) *abnormalities of the coronary arteries*. This means that these blood vessels are connected to the main blood vessel of the heart in an abnormal way. This differs from blockages that may occur when people get older (commonly called "coronary artery disease," which may lead to a heart attack).

Other diseases of the heart that can lead to sudden death in young people include:

- *Myocarditis* (*my-oh-car-DIE-tis*), an acute inflammation of the heart muscle (usually due to a virus).

Sudden Cardiac Death Pamphlet
Sign-Off Sheet

Name of School District: _____

Name of Local School: _____

I/We acknowledge that we received and reviewed the Sudden Cardiac Death in Young Athletes pamphlet.

Student Signature: _____

Parent or Guardian
Signature: _____

Date: _____

Allergy Action Plan (Bee Sting)

School Year 2023__to 2024__

Name _____

DOB ____/____/____

Asthmatic Yes* No *Higher risk for severe reaction

DOES NOT APPLY _____

Emergency Plan (to be completed by physician) Treatment

Symptoms

- If a bee sting has occurred, but *no symptoms*:
- Site of Sting Swelling, redness, itching
- Skin Itching, tingling or swelling of lips, tongue, mouth
- Gut Nausea, abdominal cramps, vomiting, diarrhea
- Throat ♦ Tightening of throat, hoarseness, hacking cough
- Lung ♦ Shortness of breath, repetitive coughing, wheezing
- Heart♦ Thready pulse, low BP, fainting, pale, blueness
- Other♦ _____
- If reaction is progressing (several of the above areas affected), give
The severity of symptoms can quickly change. ♦Potentially life threatening

Give Checked Medication

- EpiPen Antihistamine
- EpiPen Antihistamine
- EpiPen Antihistamine
- EpiPen Antihistamine
- EpiPen Antihistamine
- EpiPen Antihistamine
- EpiPen Antihistamine
- EpiPen Antihistamine

Dosage

Epinephrine: Inject intramuscularly (circle one) EpiPen EpiPen Jr (see reverse side for instructions)

Dose: _____mg

Antihistamine: Give _____
medication/dose/route

Other: Give _____
medication/dose/route

Emergency Calls

1. **Call 911.** State that an allergic reaction has been treated and additional epinephrine may be needed.
2. Parent/Guardian _____ Home Phone _____
Work Phone _____ Cell Phone _____
3. Dr. _____ at _____
4. Emergency Contact (if parent cannot be reached) _____
Phone _____

Parent/Guardian Signature _____

Physician Signature _____

Physician Printed Name _____ Address _____



**THE
CRAIG
SCHOOL**
HIGH SCHOOL

24 Changebridge Road • Montville, NJ 07045 • 973-334-1234 • www.craigschool.org

Use and Misuse of Opioid Drugs Fact Sheet

Student-Athlete and Parent/Guardian Sign-Off

In accordance with N.J.S.A. 18A:40-41.10, public school districts, approved private schools for students with disabilities, and nonpublic schools participating in an interscholastic sports program must distribute this Opioid Use and Misuse Educational Fact Sheet to all student-athletes and cheerleaders. In addition, schools and districts must obtain a signed acknowledgement of receipt of the fact sheet from each student-athlete and cheerleader, and for students under age 18, the parent or guardian must also sign.

This sign-off sheet is due to the appropriate school personnel as determined by your district prior to the first official practice session of the spring 2018 athletic season (March 2, 2018, as determined by the New Jersey State Interscholastic Athletic Association) and annually thereafter prior to the student-athlete's or cheerleader's first official practice of the school year.

Name of School: **Craig High School**

I/We acknowledge that we received and reviewed the Educational Fact Sheet on the Use and Misuse of Opioid Drugs.

Student Signature: _____

Parent/Guardian Signature: _____

Date: _____

OPIOID USE AND MISUSE EDUCATIONAL FACT SHEET

Keeping Student-Athletes Safe

School athletics can serve an integral role in students' development. In addition to providing healthy forms of exercise, school athletics foster friendships and camaraderie, promote sportsmanship and fair play, and instill the value of competition.

Unfortunately, sports activities may also lead to injury and, in rare cases, result in pain that is severe or long-lasting enough to require a prescription opioid painkiller.¹ It is important to understand that overdoses from opioids are on the rise and are killing Americans of all ages and backgrounds. Families and communities across the country are coping with the health, emotional and economic effects of this epidemic.²

This educational fact sheet, created by the New Jersey Department of Education as required by state law (*N.J.S.A. 18A:40-41.10*), provides information concerning the use and misuse of opioid drugs in the event that a health care provider prescribes a student-athlete or cheerleader an opioid for a sports-related injury. Student-athletes and cheerleaders participating in an interscholastic sports program (and their parent or guardian, if the student is under age 18) must provide their school district written acknowledgment of their receipt of this fact sheet.

How Do Athletes Obtain Opioids?

In some cases, student-athletes are prescribed these medications. According to research, about a third of young people studied obtained pills from their own previous prescriptions (i.e., an unfinished prescription used outside of a physician's supervision), and 83 percent of adolescents had unsupervised access to their prescription medications.³ It is important for parents to understand the possible hazard of having unsecured prescription medications in their households. Parents should also understand the importance of proper storage and disposal of medications, even if they believe their child would not engage in non-medical use or diversion of prescription medications.

What Are Signs of Opioid Use?

According to the National Council on Alcoholism and Drug Dependence, 12 percent of male athletes and 8 percent of female athletes had used prescription opioids in the 12-month period studied.³ In the early stages of abuse, the athlete may exhibit unprovoked nausea and/or vomiting. However, as he or she develops a tolerance to the drug, those signs will diminish. Constipation is not uncommon, but may not be reported. One of the most significant indications of a possible opioid addiction is an athlete's decrease in academic or athletic performance, or a lack of interest in his or her sport. If these warning signs are noticed, best practices call for the student to be referred to the appropriate professional for screening,⁴ such as provided through an evidence-based practice to identify problematic use, abuse and dependence on illicit drugs (e.g., Screening, Brief Intervention, and Referral to Treatment (SBIRT)) offered through the New Jersey Department of Health.

What Are Some Ways Opioid Use and Misuse Can Be Prevented?

According to the New Jersey State Interscholastic Athletic Association (NJSIAA) Sports Medical Advisory Committee chair, John P. Kripsak, D.O., "Studies indicate that about 80 percent of heroin users started out by abusing narcotic painkillers."

The Sports Medical Advisory Committee, which includes representatives of NJSIAA member schools as well as experts in the field of healthcare and medicine, recommends the following:

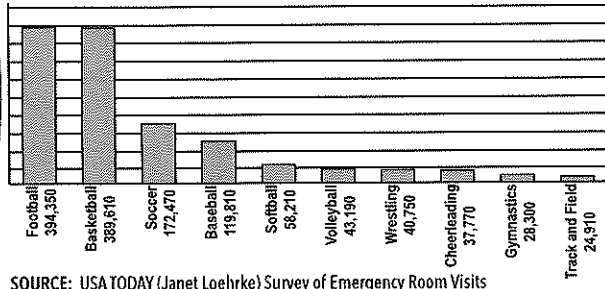
- The pain from most sports-related injuries can be managed with non-narcotic medications such as acetaminophen, non-steroidal anti-inflammatory medications like ibuprofen, naproxen or aspirin. Read the label carefully and always take the recommended dose, or follow your doctor's instructions. More is not necessarily better when taking an over-the-counter (OTC) pain medication, and it can lead to dangerous side effects.⁴
- Ice therapy can be utilized appropriately as an anesthetic.
- Always discuss with your physician exactly what is being prescribed for pain and request to avoid narcotics.
- In extreme cases, such as severe trauma or post-surgical pain, opioid pain medication should not be prescribed for more than five days at a time;
- Parents or guardians should always control the dispensing of pain medications and keep them in a safe, non-accessible location; and
- Unused medications should be disposed of immediately upon cessation of use. Ask your pharmacist about drop-off locations or home disposal kits like Deterra or Medsaway.

According to NJSIAA Sports Medical Advisory Committee chair, John P. Kripsak, D.O., "Studies indicate that about 80 percent of heroin users started out by abusing narcotic painkillers."



Number of Injuries Nationally in 2012 Among Athletes 19 and Under from 10 Popular Sports

(Based on data from U.S. Consumer Product Safety Commission's National Electronic Injury Surveillance System)



SOURCE: USA TODAY (Janet Loehrke) Survey of Emergency Room Visits

Even With Proper Training and Prevention, Sports Injuries May Occur

There are two kinds of sports injuries. Acute injuries happen suddenly, such as a sprained ankle or strained back. Chronic injuries may happen after someone plays a sport or exercises over a long period of time, even when applying overuse-preventative techniques.⁵

Athletes should be encouraged to speak up about injuries, coaches should be supported in injury-prevention decisions, and parents and young athletes are encouraged to become better educated about sports safety.⁶

What Are Some Ways to Reduce the Risk of Injury?

Half of all sports medicine injuries in children and teens are from overuse. An overuse injury is damage to a bone, muscle, ligament, or tendon caused by repetitive stress without allowing time for the body to heal. Children and teens are at increased risk for overuse injuries because growing bones are less resilient to stress. Also, young athletes may not know that certain symptoms are signs of overuse.

The best way to deal with sports injuries is to keep them from happening in the first place. Here are some recommendations to consider:



PREPARE Obtain the preparticipation physical evaluation prior to participation on a school-sponsored interscholastic or intramural athletic team or squad.



CONDITIONING Maintain a good fitness level during the season and offseason. Also important are proper warm-up and cooldown exercises.




PLAY SMART Try a variety of sports and consider specializing in one sport before late adolescence to help avoid overuse injuries.




ADEQUATE HYDRATION Keep the body hydrated to help the heart more easily pump blood to muscles, which helps muscles work efficiently.



TRAINING Increase weekly training time, mileage or repetitions no more than 10 percent per week. For example, if running 10 miles one week, increase to 11 miles the following week. Athletes should also cross-train and perform sport-specific drills in different ways, such as running in a swimming pool instead of only running on the road.



REST UP Take at least one day off per week from organized activity to recover physically and mentally. Athletes should take a combined three months off per year from a specific sport (may be divided throughout the year in one-month increments). Athletes may remain physically active during rest periods through alternative low-stress activities such as stretching, yoga or walking.



PROPER EQUIPMENT Wear appropriate and properly fitted protective equipment such as pads (neck, shoulder, elbow, chest, knee, and shin), helmets, mouthpieces, face guards, protective cups, and eyewear. Do not assume that protective gear will prevent all injuries while performing more dangerous or risky activities.

Resources for Parents and Students on Preventing Substance Misuse and Abuse

The following list provides some examples of resources:

National Council on Alcoholism and Drug Dependence - NJ promotes addiction treatment and recovery.

New Jersey Department of Health, Division of Mental Health and Addiction Services is committed to providing consumers and families with a wellness and recovery-oriented model of care.

New Jersey Prevention Network includes a parent's quiz on the effects of opioids.

Operation Prevention Parent Toolkit is designed to help parents learn more about the opioid epidemic, recognize warning signs, and open lines of communication with their children and those in the community.

Parent to Parent NJ is a grassroots coalition for families and children struggling with alcohol and drug addiction.

Partnership for a Drug Free New Jersey is New Jersey's anti-drug alliance created to localize and strengthen drug-prevention media efforts to prevent unlawful drug use, especially among young people.

The Science of Addiction: The Stories of Teens shares common misconceptions about opioids through the voices of teens.

Youth IMPACTing NJ is made up of youth representatives from coalitions across the state of New Jersey who have been impacting their communities and peers by spreading the word about the dangers of underage drinking, marijuana use, and other substance misuse.

References

¹ Massachusetts Technical Assistance Partnership for Prevention
² Centers for Disease Control and Prevention
³ New Jersey State Interscholastic Athletic

Association (NJSIAA) Sports Medical Advisory Committee (SMAC)
⁴ Athletic Management, David Csillan, athletic trainer, Ewing High School, NJSIAA SMAC

⁵ National Institute of Arthritis and Musculoskeletal and Skin Diseases

⁶ USA TODAY

⁷ American Academy of Pediatrics